

The black raven: story cards

AAC Tool

Material needed:

- A3 sheet or notebook
- scissors, glue
- pictograms story cards printed
(or pictograms story cards printed **and laminated for manipulation**)
- text cards printed
(or text cards printed **and laminated for manipulation**)

Key competence: literacy

GENERAL OBJECTIVES

This tool is interesting to support development of memory and storytelling skills.

Speech development is the main purpose of this material.

The cards are either laminated either printed in order to be glued on a A3 sheet or a notebook. The laminated cards can be reused as often as possible.



Co-funded by
the European Union

movetia

Austausch und Mobilität
Échanges et mobilité
Scambi e mobilità
Exchange and mobility

**Plural
Words**

HOW TO USE IT

Pupils can work two by two in order to discuss, confront their ideas. Pupils can either work two by two, on their own, it depends on how much they want to interact.

They will cut the pictograms and replace it in the right order.

Then they can all gather their works and re-tell the story.

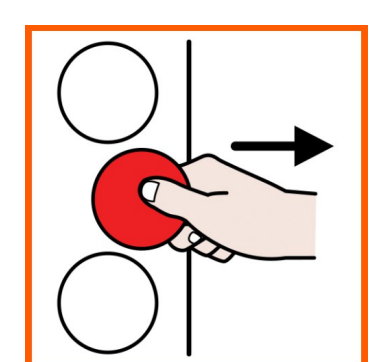
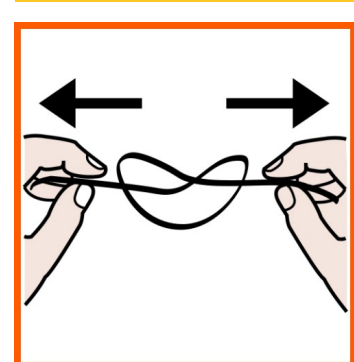
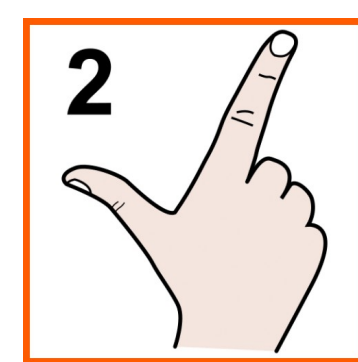
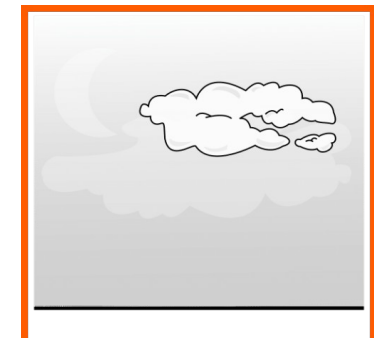

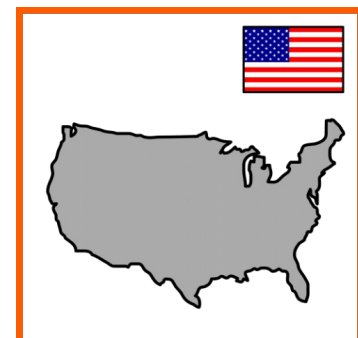









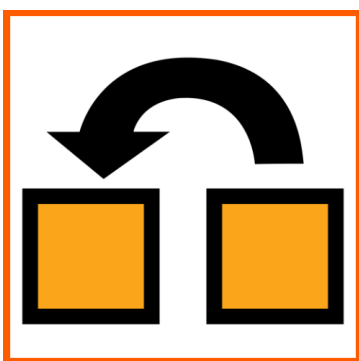
This activity helps to express ideas, opinions and then helps to read.





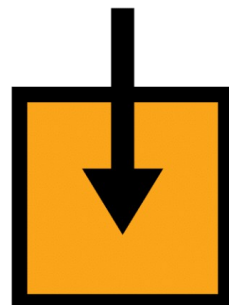


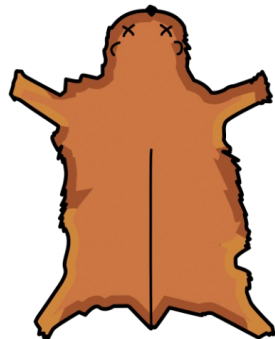

HOW TO CREATE IT



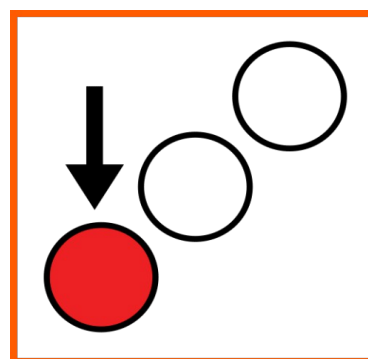
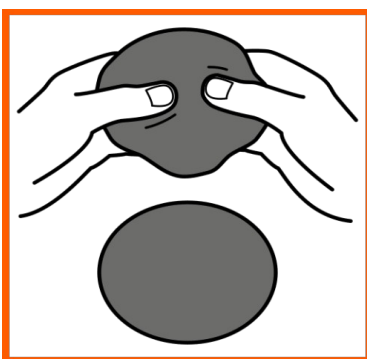
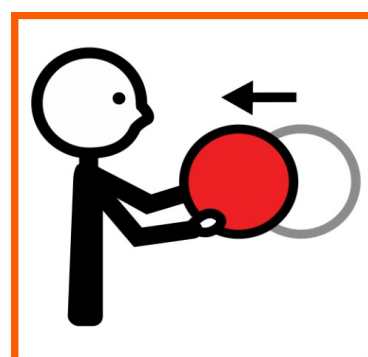

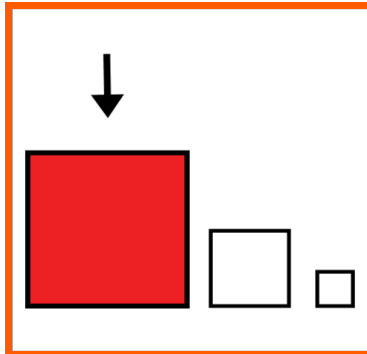


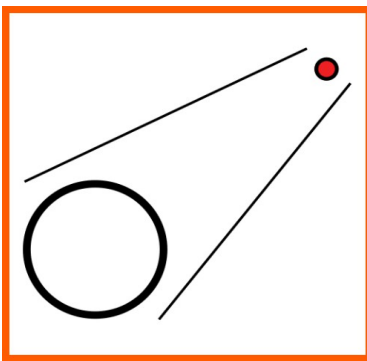
Print and laminated the pictograms and cards attached in PDF.

And the sentences attached in PDF.









Sentences of the text Level 1

This document can be used with the pictograms in the PDF document

Chapter 1 Sioux, bison and ravens

Here is a tale.

The tale is from South Dakota in North America.

Sioux inhabit these lands in North America.

White ravens whirl in the sky.

Wild bison graze on grass.

The white ravens see everything from the sky.

They are friends of the bison.

They protect them.

Chapter 2 The hunt

Some Sioux hunters arrive to the prairie.

The ravens see them.

They approach the bison.

They caw “, "caw," to warn them.

« Attention », the Sioux are coming

Escape quickly!

The bison flee very quickly.

The Sioux are furious.

They shall not bring anything to eat for their families.

Chapter 3 The Sioux council

They meet in council.

They decide to capture the big white raven.

The Sioux want to punish him.

They find an idea.

A Sioux put a buffalo hide on his back.

He sneaks into the midst of the flock.

A band of Sioux hunters appear.

Ravens caw.

Attention dear friends, the Sioux are coming.

Save yourselves (quickly)!

The Sioux attack with their stones.

All but one of the bison escapes.

Chapter 4 The catch

He continues to graze the grass.

Then the white raven comes to him.

He cries out to him, “caw, caw”

Be careful, my friend, the Sioux are coming

Run away (quickly)!

The fake bison gets up (very quickly).

He captures the great white raven.

He ties his legs with a rope.

He ties his legs with a large stone.

He brings him back to the village council.

What to do with that raven?

It prevents us from hunting.

It prevents us from feeding our families.

(Suddenly) a furious Sioux seizes him.

He plunges him into the fire in the middle of the council.

The rope burns and the bird flies away.

Some feathers are charred.

He manages to escape.

He promises never to do it again.

Neither he nor all the other ravens,

Since that time all the ravens have been black.